



WESTERN ELECTRO - ACOUSTIC LABORATORY

A division of Veneklasen Associates, Inc.

TESTING • CALIBRATION • RESEARCH

25132 Rye Canyon Loop Santa Clarita, California 91355 Tel: (661) 775-3741 Fax: (661) 775-3742 www.weal.com

SOUND TRANSMISSION LOSS TEST REPORT NO. TL07-507

CLIENT: **Complete Soundproofing**
3750 Riviera Dr. #3
San Diego, CA 92109

Page 1 of 2
9 August 2007

TEST DATE: 8 August 2007

INTRODUCTION

The methods and procedures used for this test conform to the provisions and requirements of ASTM E 90-04, *Standard Test Method for Laboratory Measurement of Airborne Sound Transmission Loss of Building Partitions*. Copies of the test standard are available at www.astm.org. The test chamber source and receiving room volumes are 204 and 148.4 cubic meters respectively. Western Electro-Acoustic Laboratory is accredited by NVLAP (National Voluntary Laboratory Accreditation Program) Lab Code 100256-0 for this test procedure. NVLAP is part of the United States Department of Commerce, National Institute of Standards and Technology (NIST). This test report relates only to the item(s) tested. Any advertising that utilizes this test report or test data must not imply product certification or endorsement by WEAL, NVLAP, NIST or the U.S. Government.

DESCRIPTION OF TEST SPECIMEN

The test specimen was an aluminum horizontal sliding window assembly with an interior acoustic curtain. The window was installed with a 2 inch (50.8 mm) setback on the interior (receiving room) side. The window was sealed into the test chamber opening with a heavy duct seal putty around the entire perimeter on both sides. The glazing consisted of 11/16 inch (17.5 mm) dual glazed units which were 3/32 inch (2.4 mm) single strength glass, 1/2 inch (12.7 mm) air space, and 3/32 inch (2.4 mm) single strength glass. The net outside frame dimensions of the window assembly were 47-1/2 inches (1.21 m) wide by 47-1/2 inches (1.21 m) high by 2-3/4 inches (69.9 mm) deep. The overall weight of the assembly was 46.5 lbs. (21.1 kg). The two weep holes were normal and open. On the interior (receiving room) wall, an acoustic curtain was hung which covered the window. According to the client the curtain was:

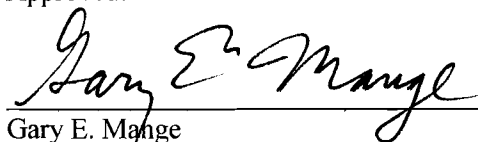
French Pleat 2.5 Fullness Visa Velvet Grey with Nocturne B/O

The net dimensions of the hanging curtain were 54 inches (1.37 m) wide by 57 inches (1.45 m) high and it was hung on a traverse rod which extended 3 inches (76.3 mm) out from the test chamber wall. The overall weight of the curtain was 7 lbs. (3.18 kg).

RESULTS OF THE MEASUREMENTS


One-third octave band sound transmission loss values are plotted and tabulated on the attached sheet. ASTM minimum volume requirements are met at 80 Hz and above. The Sound Transmission Class rating determined in accordance with ASTM E 413-04 was STC-24.

Approved:



Gary E. Mauge
Laboratory Manager

Respectfully submitted,
Western Electro-Acoustic Laboratory

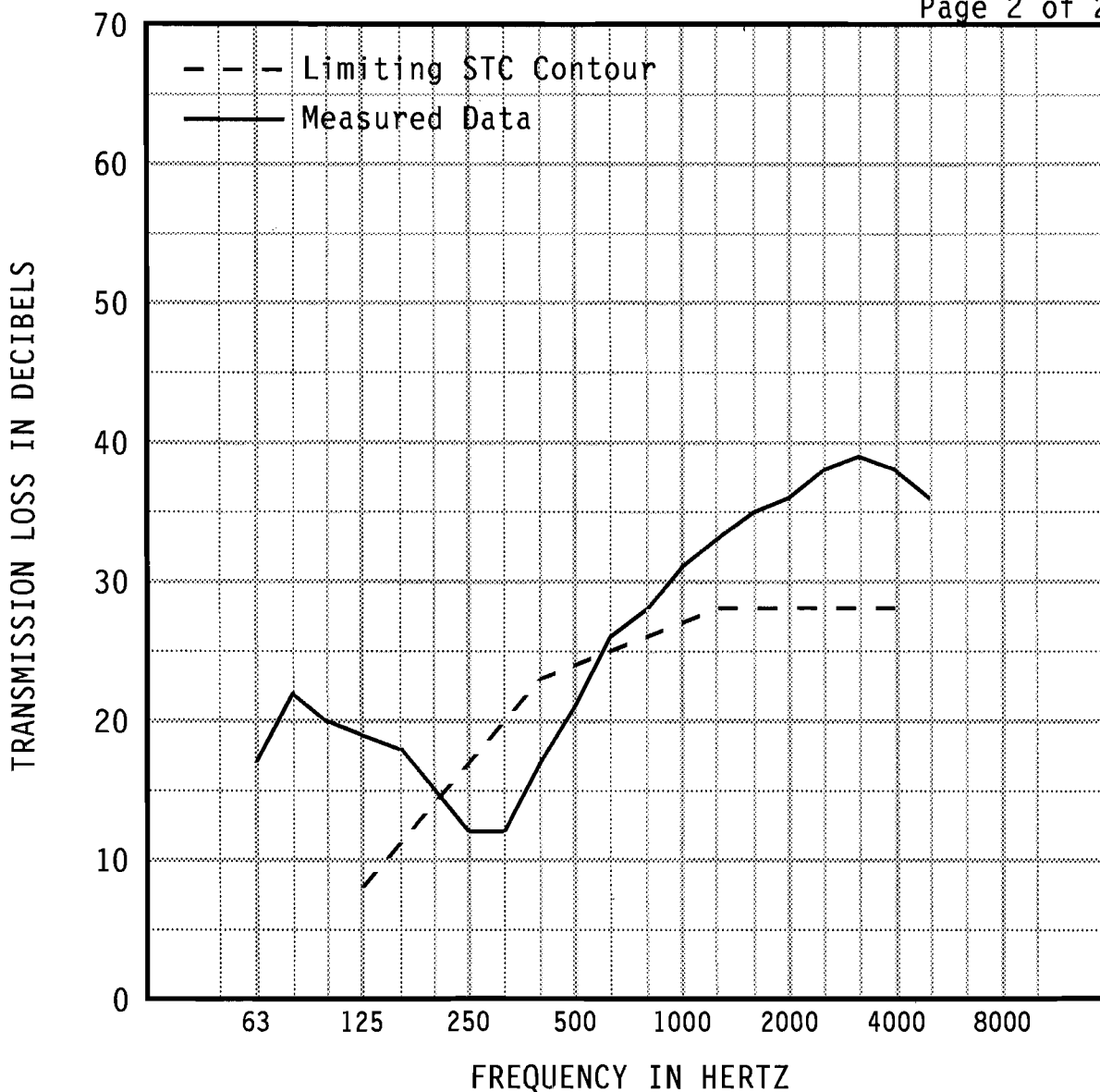


Leo Amezcua
Acoustical Test Technician



WESTERN ELECTRO-ACOUSTIC LABORATORY

Report No. TL07-507



1/3 OCT BND CNTR	FREQ	63	80	100	125	160	200	250	315	400	500
TL in dB		17	22	20	19	18	15	12	12	17	21
95% Confidence in dB deficiencies		1.42	1.92	2.07	1.47	0.89	0.76	0.80	0.52	0.36	0.38
								(5)	(8)	(6)	(3)
1/3 OCT BND CNTR	FREQ	630	800	1000	1250	1600	2000	2500	3150	4000	5000
TL in dB		26	28	31	33	35	36	38	39	38	36
95% Confidence in dB deficiencies		0.29	0.44	0.38	0.39	0.36	0.56	0.55	0.31	0.32	0.50

EWR	OITC
25	20

Specimen Area: 15.67 sq.ft.
 Temperature: 77.2 deg. F
 Relative Humidity: 46 %
 Test Date: 08 August 2007

STC
24
(22)

Report must be distributed in its entirety except with written authorization from Western Electro-Acoustic Laboratory

