



# WESTERN ELECTRO - ACOUSTIC LABORATORY

A division of Veneklasen Associates, Inc.

TESTING • CALIBRATION • RESEARCH

25132 Rye Canyon Loop Santa Clarita, California 91355 Tel: (661) 775-3741 Fax: (661) 775-3742 www.weal.com

## SOUND TRANSMISSION LOSS TEST REPORT NO. TL08-158

CLIENT: **Complete Soundproofing**  
3750 Riviera Dr. #3  
San Diego, CA 92109

Page 1 of 2  
25 February 2008

TEST DATE: 18 February 2008

### INTRODUCTION

The methods and procedures used for this test conform to the provisions and requirements of ASTM E 90-04, *Standard Test Method for Laboratory Measurement of Airborne Sound Transmission Loss of Building Partitions*. Copies of the test standard are available at [www.astm.org](http://www.astm.org). The test chamber source and receiving room volumes are 204 and 148.4 cubic meters respectively. Western Electro-Acoustic Laboratory is accredited by NVLAP (National Voluntary Laboratory Accreditation Program) Lab Code 100256-0 for this test procedure. NVLAP is part of the United States Department of Commerce, National Institute of Standards and Technology (NIST). This test report relates only to the item(s) tested. This report must not be used to claim product certification, approval, or endorsement by WEAL, NVLAP, NIST or any agency of the federal government.

### DESCRIPTION OF TEST SPECIMEN

The test specimen was a vinyl sheet. According to the client the specimen was:


A Great Lakes Textile (GLT) vinyl sheet

Wood furring strips were used to secure the specimen against the edges of the 2 x 8's on the source room side of the test chamber around the entire perimeter. The specimen was caulked around the entire perimeter on the receiving room side. The net dimensions of the vinyl sheet were 48 inches (1.22 m) by 75 inches (1.91 m). The vinyl sheet weighted 10.5 lbs. (4.76 kg) for a calculated surface density of 0.42 lbs./ft<sup>2</sup> (2.05 kg/m<sup>2</sup>). The dimensions of the opening were 46.5 inches (1.18 m) wide by 72 inches (1.83 m) high. To calculate the sound transmission loss, the opening area, 23.25 ft<sup>2</sup> (2.16 m<sup>2</sup>), was used.


### RESULTS OF THE MEASUREMENTS

One-third octave band sound transmission loss values are plotted and tabulated on the attached sheet. ASTM minimum volume requirements are met at 80 Hz and above. The Sound Transmission Class rating determined in accordance with ASTM E 413-04 was STC- 20.

Approved:

  
Gary E. Mange  
Laboratory Director

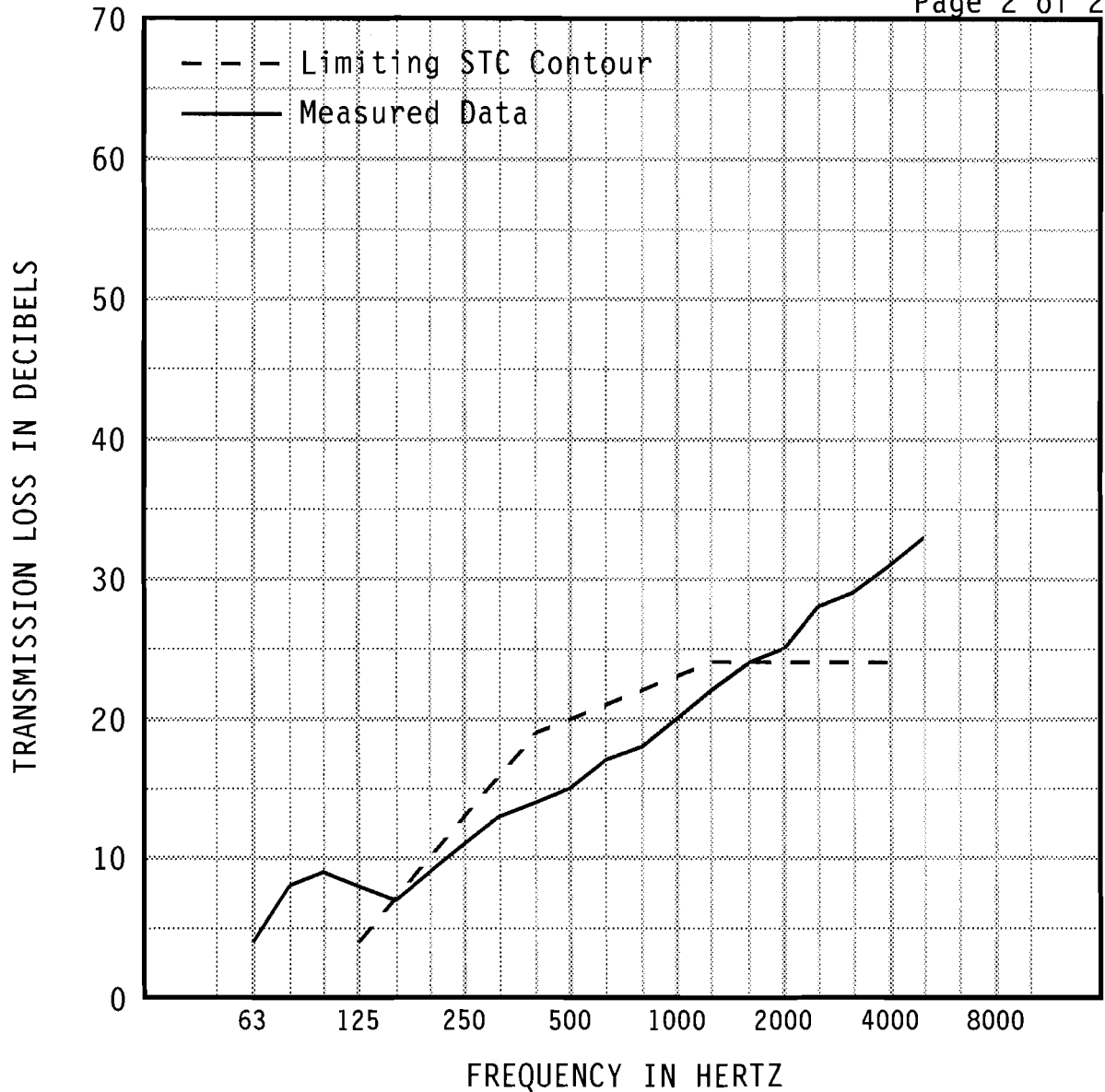
Respectfully submitted,  
Western Electro-Acoustic Laboratory

  
Raul Martinez  
Acoustical Test Technician



# WESTERN ELECTRO-ACOUSTIC LABORATORY

Report No. TL08-158



1/3 OCT BND CNTR FREQ	63	80	100	125	160	200	250	315	400	500
TL in dB	4	8	9	8	7	9	11	13	14	15
95% Confidence in dB deficiencies	1.42	1.92	2.07	1.47	0.89 (0)	0.76 (1)	0.80 (2)	0.52 (3)	0.36 (5)	0.38 (5)
1/3 OCT BND CNTR FREQ	630	800	1000	1250	1600	2000	2500	3150	4000	5000
TL in dB	17	18	20	22	24	25	28	29	31	33
95% Confidence in dB deficiencies	0.29 (4)	0.44 (4)	0.38 (3)	0.39 (2)	0.36 (0)	0.56	0.55	0.31	0.32	0.50

EWR	OITC	Specimen Area: 23 sq.ft. Temperature: 68.5 deg. F Relative Humidity: 30 % Test Date: 15 February 2008	STC
20	15		20
			(29)

Report must be distributed in its entirety except with written authorization from Western Electro-Acoustic Laboratory

